



**浩畅半导体**  
www.szhaochang.cn

**BC818** TRANSISTOR (NPN)

**SOT-23 Plastic-Encapsulate Transistors**

产  
品  
规  
格  
书

承  
认  
书

客户确认：

公司签章：

部门

工程部

品保部

采购部

签名

日期



SOT-23 Plastic-Encapsulate Transistors

**BC818-16 BC818-25**  
**BC818-40** TRANSISTOR (NPN)

**FEATURES**

- For general AF applications
- High collector current
- High current gain
- Low collector-emitter saturation voltage



**MAXIMUM RATINGS (T<sub>A</sub>=25°C unless otherwise noted)**

Symbol	Parameter	Value	Units
V <sub>CB0</sub>	Collector-Base Voltage	30	V
V <sub>CEO</sub>	Collector-Emitter Voltage	25	V
V <sub>EBO</sub>	Emitter-Base Voltage	5	V
I <sub>c</sub>	Collector Current -Continuous	0.5	A
P <sub>C</sub>	Collector Power Dissipation	0.3	W
T <sub>j</sub>	Junction Temperature	150	°C
T <sub>stg</sub>	Storage Temperature	-55-150	°C

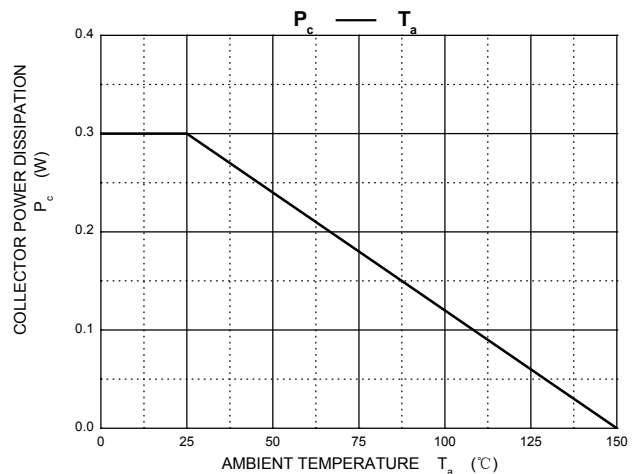
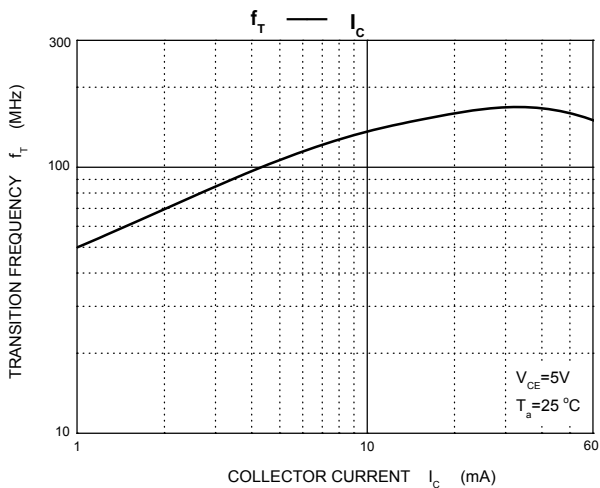
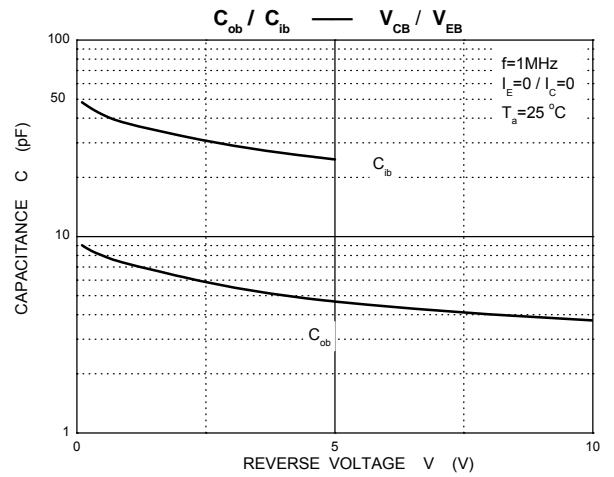
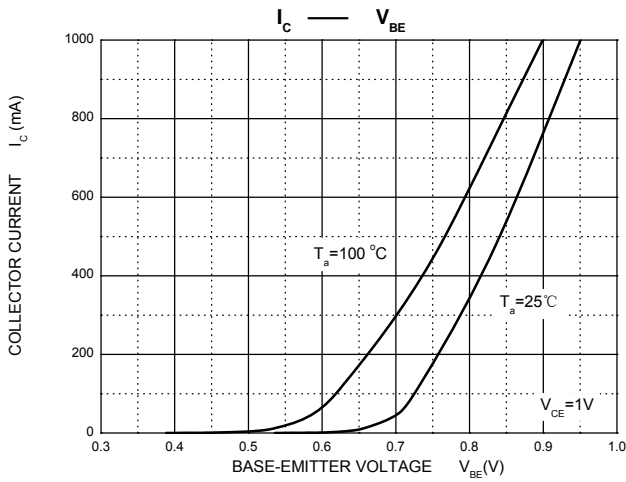
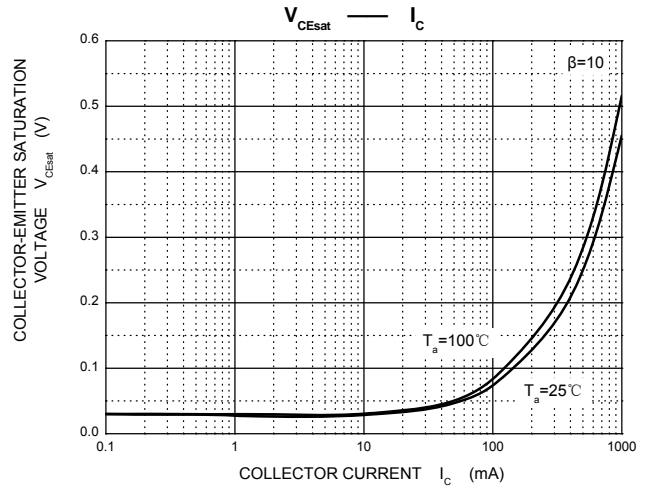
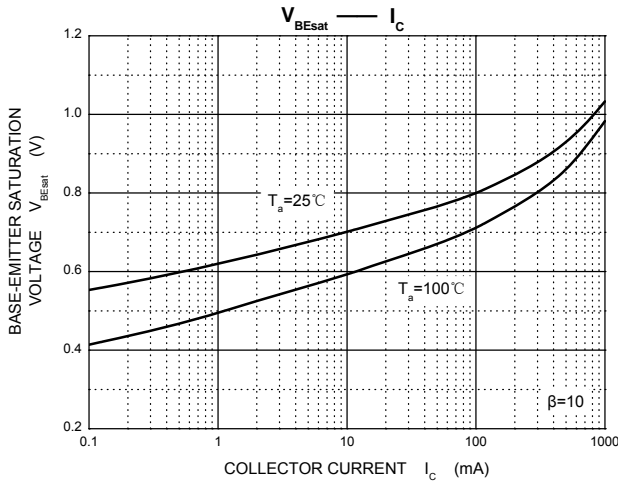
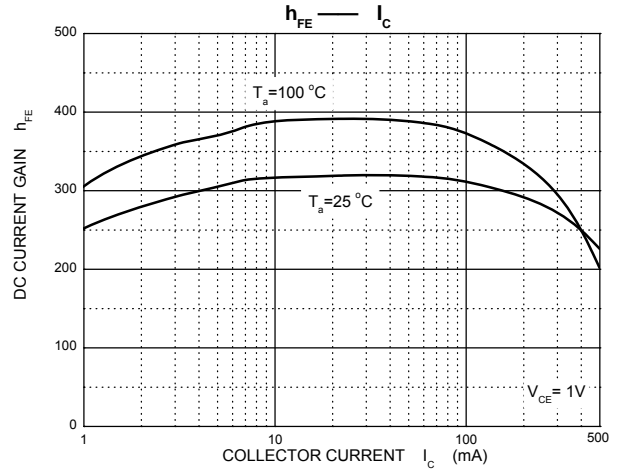
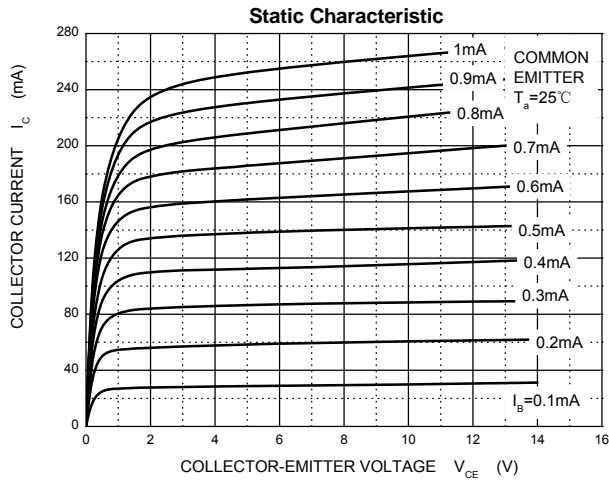
**ELECTRICAL CHARACTERISTICS (T<sub>amb</sub>=25°C unless otherwise specified)**

Parameter	Symbol	Test conditions	MIN	MAX	UNIT
Collector-base breakdown voltage	V <sub>CB0</sub>	I <sub>C</sub> = 10μA, I <sub>E</sub> =0	30		V
Collector-emitter breakdown voltage	V <sub>CEO</sub>	I <sub>C</sub> = 10mA, I <sub>B</sub> =0	25		V
Emitter-base breakdown voltage	V <sub>EBO</sub>	I <sub>E</sub> = 10μA, I <sub>C</sub> =0	5		V
Collector cut-off current	I <sub>CB0</sub>	V <sub>CB</sub> = 25 V, I <sub>E</sub> =0		0.1	μA
Emitter cut-off current	I <sub>EBO</sub>	V <sub>EB</sub> = 4V, I <sub>C</sub> =0		0.1	μA
DC current gain	h <sub>FE(1)</sub>	V <sub>CE</sub> = 1V, I <sub>C</sub> = 100mA	100	630	
	h <sub>FE(2)</sub>	V <sub>CE</sub> = 1V, I <sub>C</sub> = 300mA	60		
Collector-emitter saturation voltage	V <sub>CE(sat)</sub>	I <sub>C</sub> = 500mA, I <sub>B</sub> = 50mA		0.7	V
Base-emitter saturation voltage	V <sub>BE(sat)</sub>	I <sub>C</sub> = 500mA, I <sub>B</sub> = 50mA		1.2	V
Base-emitter voltage	V <sub>BE</sub>	V <sub>CE</sub> =1V, I <sub>C</sub> = 500mA		1.2	V
Collector capacitance	C <sub>ob</sub>	V <sub>CB</sub> =10V, f=1MHz		6	pF
Transition frequency	f <sub>T</sub>	V <sub>CE</sub> = 5 V, I <sub>C</sub> = 50mA f=100MHz		170	MHz

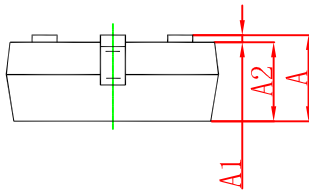
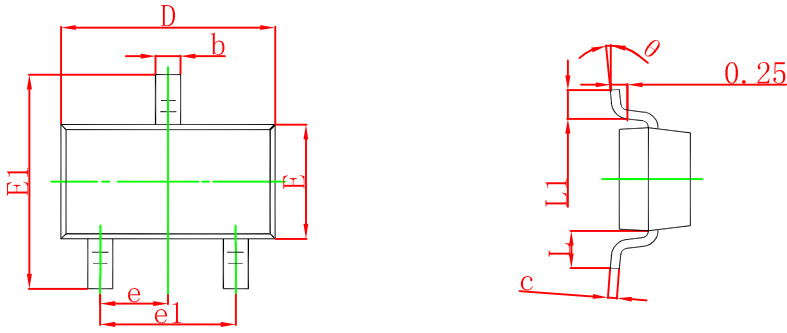
**CLASSIFICATION OF h<sub>FE</sub> (1)**

Rank	BC818-16	BC818-25	BC818-40
Range	100-250	160-400	250-630
Marking	6E	6F	6G

# Typical Characteristics

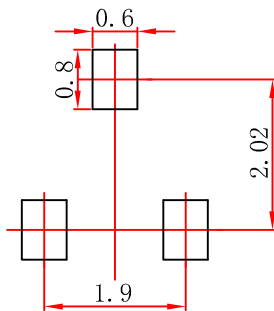


## SOT-23 Package Outline Dimensions



Symbol	Dimensions In Millimeters		Dimensions In Inches	
	Min	Max	Min	Max
A	0.900	1.150	0.035	0.045
A1	0.000	0.100	0.000	0.004
A2	0.900	1.050	0.035	0.041
b	0.300	0.500	0.012	0.020
c	0.080	0.150	0.003	0.006
D	2.800	3.000	0.110	0.118
E	1.200	1.400	0.047	0.055
E1	2.250	2.550	0.089	0.100
e	0.950 TYP		0.037 TYP	
e1	1.800	2.000	0.071	0.079
L	0.550 REF		0.022 REF	
L1	0.300	0.500	0.012	0.020
θ	0°	8°	0°	8°

## SOT-23 Suggested Pad Layout



### Note:

1. Controlling dimension: in millimeters.
2. General tolerance:  $\pm 0.05$  mm.
3. The pad layout is for reference purposes only.