



浩畅半导体
www.szhaochang.cn

DSK32 THRU DSK310

SURFACE MOUNT SCHOTTKY BARRIER RECTIFIER

Reverse Voltage - 20 to 100 Volts Forward Current - 3.0 Ampere

产 品 规 格 书

承 认 书

客户确认：

公司签章：

部门	工程部	品保部	采购部	
签名				
日期				

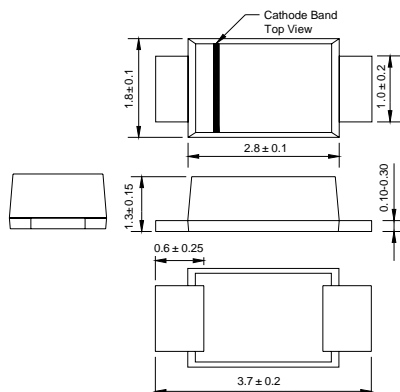


DSK32 THRU DSK310

SURFACE MOUNT SCHOTTKY BARRIER RECTIFIER

Reverse Voltage - 20 to 100 Volts Forward Current - 3.0 Ampere

SOD-123FL



FEATURES

- ◆ The plastic package carries Underwriters Laboratory Flammability Classification 94V-0
- ◆ Metal silicon junction, majority carrier conduction
- ◆ Low power loss, high efficiency
- ◆ High forward surge current capability
- ◆ High temperature soldering guaranteed:
250°C/10 seconds, 0.375" (9.5mm) lead length,
5 lbs. (2.3kg) tension

MECHANICAL DATA

Case: JEDEC SOD-123FL molded plastic body
Terminals: Plated axial leads, solderable per MIL-STD-750, Method 2026
Polarity: Color band denotes cathode end
Mounting Position: Any
Weight: 0.0007 ounce, 0.02 grams

MAXIMUM RATINGS AND ELECTRICAL CHARACTERISTICS

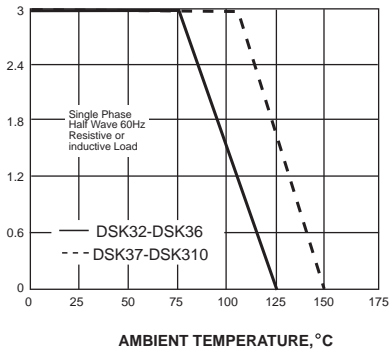
Ratings at 25°C ambient temperature unless otherwise specified.
 Single phase half-wave 60Hz, resistive or inductive load, for capacitive load current derate by 20%.

TYPE NUMBER	SYMBOLS	DSK32 K32	DSK33 K33	DSK34 K34	DSK35 K35	DSK36 K36	DSK37 K37	DSK38 K38	DSK39 K39	DSK310 K310	UNITS	
Maximum repetitive peak reverse voltage	V_{RRM}	20	30	40	50	60	70	80	90	100	VOLTS	
Maximum RMS voltage	V_{RMS}	14	21	28	35	42	49	56	63	70	VOLTS	
Maximum DC blocking voltage	V_{DC}	20	30	40	50	60	70	80	90	100	VOLTS	
Maximum average forward rectified current	$I_{(AV)}$	3.0									Amp	
Peak forward surge current 8.3ms single half sine-wave superimposed on rated load (JEDEC Method)	I_{FSM}	80.0									Amps	
Maximum instantaneous forward voltage at 3.0A	V_F	0.52	0.55	0.70			0.85			Volts		
Maximum DC reverse current at rated DC blocking voltage	I_R	0.5						10.0			mA	
Operating junction temperature range	T_J	-50 to +125					-50 to +150				°C	
Storage temperature range	T_{STG}	-50 to +150										°C

RATINGS AND CHARACTERISTIC CURVES DSK32 THRU DSK310

AVERAGE FORWARD RECTIFIED CURRENT,
AMPERES

FIG. 1- FORWARD CURRENT DERATING CURVE



PEAK FORWARD SURGE CURRENT,
AMPERES

FIG. 2-MAXIMUM NON-REPETITIVE PEAK FORWARD SURGE CURRENT

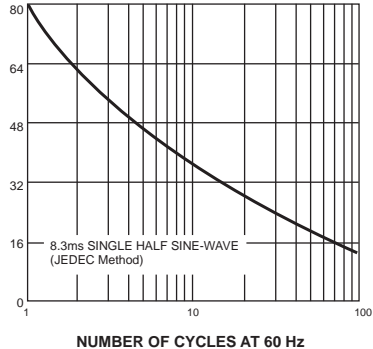
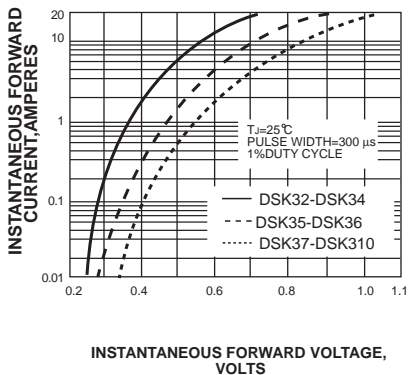


FIG. 3-TYPICAL INSTANTANEOUS FORWARD CHARACTERISTICS



INSTANTANEOUS REVERSE CURRENT,
MILLIAMPERES

FIG. 4-TYPICAL REVERSE CHARACTERISTICS

