



浩畅半导体
www.szhaochang.cn

SK22 THRU SK2200

SURFACE MOUNT SCHOTTKY BARRIER RECTIFIER

Reverse Voltage - 20 to 200 Volts Forward Current - 2.0 Amperes

产 品 规 格 书

承 认 书

客户确认：

公司签章：

部门	工程部	品保部	采购部	
签名				
日期				

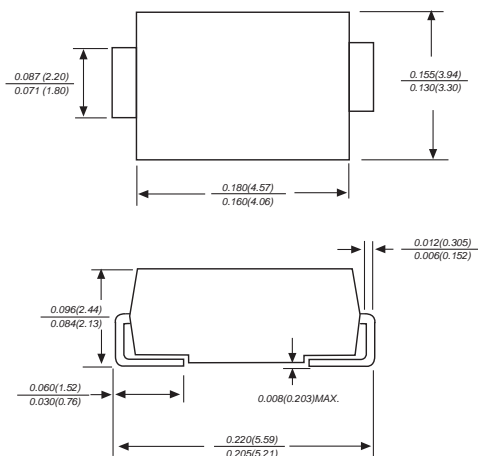


SK22 THRU SK2200

SURFACE MOUNT SCHOTTKY BARRIER RECTIFIER

Reverse Voltage - 20 to 200 Volts Forward Current - 2.0 Amperes

DO-214AA/SMB



FEATURES

- ◆ The plastic package carries Underwriters Laboratory Flammability Classification 94V-0
- ◆ For surface mounted applications
- ◆ Metal silicon junction, majority carrier conduction
- ◆ Low power loss, high efficiency
- ◆ Built-in strain relief, ideal for automated placement
- ◆ High forward surge current capability
- ◆ High temperature soldering guaranteed: 250°C/10 seconds at terminals

MECHANICAL DATA

Case: JEDEC DO-214AA molded plastic body
Terminals: leads solderable per MIL-STD-750, Method 2026
Polarity: Color band denotes cathode end
Mounting Position: Any
Weight: 0.003 ounce, 0.093 grams

MAXIMUM RATINGS AND ELECTRICAL CHARACTERISTICS

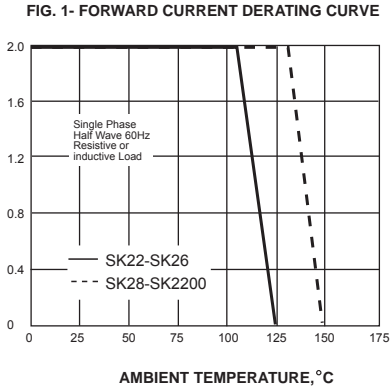
Ratings at 25°C ambient temperature unless otherwise specified.
 Single phase half-wave 60Hz, resistive or inductive load, for capacitive load current derate by 20%.

TYPE NUMBER	SYMBOLS	SK22	SK23	SK24	SK25	SK26	SK28	SK210	SK2150	SK2200	UNITS
Maximum repetitive peak reverse voltage	V_{RRM}	20	30	40	50	60	80	100	150	200	VOLTS
Maximum RMS voltage	V_{RMS}	14	21	28	35	42	56	70	105	140	VOLTS
Maximum DC blocking voltage	V_{DC}	20	30	40	50	60	80	100	150	200	VOLTS
Maximum average forward rectified current at T_L (see fig. 1)	$I_{(AV)}$	2.0									Amps
Peak forward surge current 8.3ms single half sine-wave superimposed on rated load (JEDEC Method)	I_{FSM}	50.0									Amps
Maximum instantaneous forward voltage at 2.0A	V_F	0.55		0.70		0.85		0.95		Volts	
Maximum DC reverse current at rated DC blocking voltage $T_A=25^\circ\text{C}$ $T_A=100^\circ\text{C}$	I_R	0.5						0.2		mA	
Typical junction capacitance (NOTE 1)	C_J	220			180				pF		
Typical thermal resistance (NOTE 2)	$R_{\theta JA}$	75.0									$^\circ\text{C/W}$
Operating junction temperature range	T_J	-50 to +125					-50 to +150				$^\circ\text{C}$
Storage temperature range	T_{STG}	-50 to +150									$^\circ\text{C}$

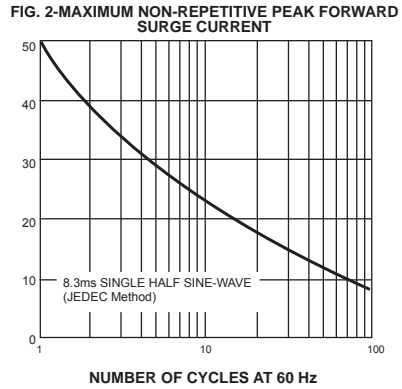
Note: 1. Measured at 1MHz and applied reverse voltage of 4.0V D.C.
 2. P.C.B. mounted with 0.2x0.2" (5.0x5.0mm) copper pad areas

RATINGS AND CHARACTERISTIC CURVES SK22 THRU SK2200

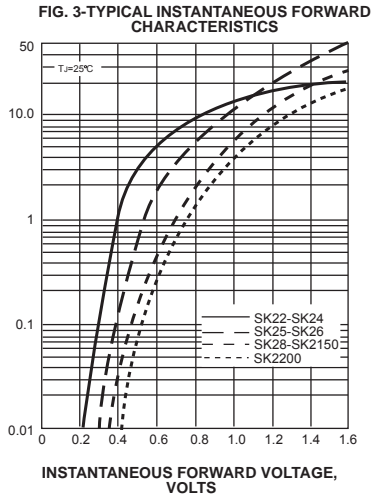
AVERAGE FORWARD RECTIFIED CURRENT,
AMPERES



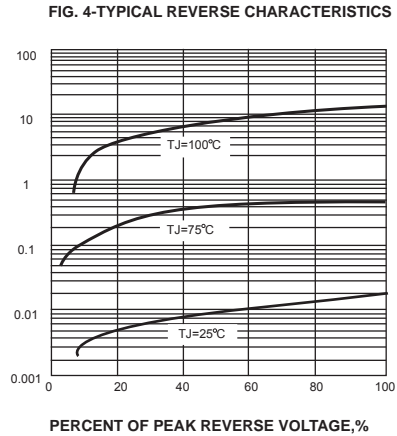
PEAK FORWARD SURGE CURRENT,
AMPERES



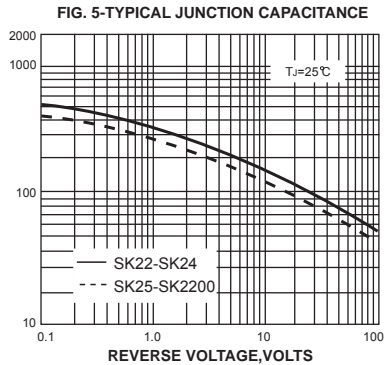
INSTANTANEOUS FORWARD CURRENT, AMPERES



INSTANTANEOUS REVERSE CURRENT,
MILLIAMPERES



JUNCTION CAPACITANCE, pF



TRANSIENT THERMAL IMPEDANCE,
°C/W

